

REF. DESIGNACION	ESQUEMA DIAGRAMA	APARATO	FABRICANTE SUMINISTRADOR	REFERENCIA APARATO	REFERENCIA COMPLEMENTOS	OBSERVACIONES
Mo1.2	VG52-30570	INTERRUPTOR AUTOMATICO III 40A.	M.GERIN	NC100H Ref.27.3		
Q1.4	VG52-30570	DISYUNTOR	T.E.E.	GV2-M14		
	VG52-30570	BLOQUE	T.E.E.	GV2-AN11		
Q1.8	VG52-30570	DISYUNTOR	T.E.E.	GV2-M08		
	VG52-30570	BLOQUE	T.E.E.	GV2-AN11		
Q2.1	VG52-30570	INTERRUPTOR AUTOMATICO II 4A.	T.E.E.	C60N/C Ref.24334		
T2.1	VG52-30570	TRAFO DE TENSION 380/220V	SOBICE	0,5KVA		
S2.1	VG52-30570	INTERRUPTOR	TELERGON	T-011 12A.		
Q2.2	VG52-30570	INTERRUPTOR AUTOMATICO II 4A.	M.GERIN	C60N/C Ref.24334		
EN2.1	VG52-30570	TOMA DE CORRIENTE	SCHUCKO			
Q2.5	VG52-30570	INTERRUPTOR AUTOMATICO II 4A.	M.GERIN	C60N/C Ref.24334		
Q2.7	VG52-30570	INTERRUPTOR AUTOMATICO II 2A.	M.GERIN	C60N/C Ref.24332		
Q3.1	VG52-30570	INTERRUPTOR AUTOMATICO II 2A.	M.GERIN	C60N/C Ref.24332		
FA3.1	VG52-30570	FUENTE DE ALIMENTACION	SIEMENS	6EP1334-2AA00		
Q3.2	VG52-30570	INTERRUPTOR AUTOMATICO II 2A.	M.GERIN	C60N/C Ref.24332		
Q3.4	VG52-30570	INTERRUPTOR AUTOMATICO II 2A.	M.GERIN	C60N/C Ref.24332		
Q3.5	VG52-30570	INTERRUPTOR AUTOMATICO II 2A.	M.GERIN	C60N/C Ref.24332		
S4.1	VG52-30570	PULSADOR PARADA EMERGENCIA	T.E.E.	XB2-BT42		
S4.2	VG52-30570	CAJA CON SETA DE EMERGENCIA	T.E.E.	XALK174		
S4.3	VG52-30570	CAJA CON SETA DE EMERGENCIA	T.E.E.	XALK174		
K4.3	VG52-30570	RELE	RELECO	C9-A41/24VCC		
	VG52-30570	BASE	RELECO	S9-M		
K4.5	VG52-30570	RELE AUXILIAR 24VCC	T.E.E.	CA3-DN40BD		
K5.3	VG52-30570	CONTACTOR	T.E.E.	LC1-D0910M7		
	VG52-30570	BLOQUE DE CONTACTOS	T.E.E.	LA1-DN11		
K5.4	VG52-30570	CONTACTOR	T.E.E.	LC1-D0910M7		
	VG52-30570	BLOQUE DE CONTACTOS	T.E.E.	LA1-DN11		

DRAFTSMAN ASELEK XXI  
SUPERVISOR  
MATERIA ENG.  
ENGINEERING

THIS DRAWING CANNOT BE USED, PUBLISHED, NOR COMMUNICATED TO  
THIRD PARTIES OR REPRODUCED WITHOUT AUTHORIZATION OF GAMESA

## ESQUEMAS ELECTRICOS

ISO-R128-E SYS FOR DRAWING  
INTERPRETATION  
SEE DSM

SCALE

DRAWING NUMBER

SHEET/OF  
22/24

REFERENCIA

PLANO Nº

ESQUEMAS ELECTRICOS

REVIS

HOJA

FECHA:

27

PEDIDO:

1 2 3 4 5 6 7 8 9 10 11 12 13 14 15 16 17 18 19

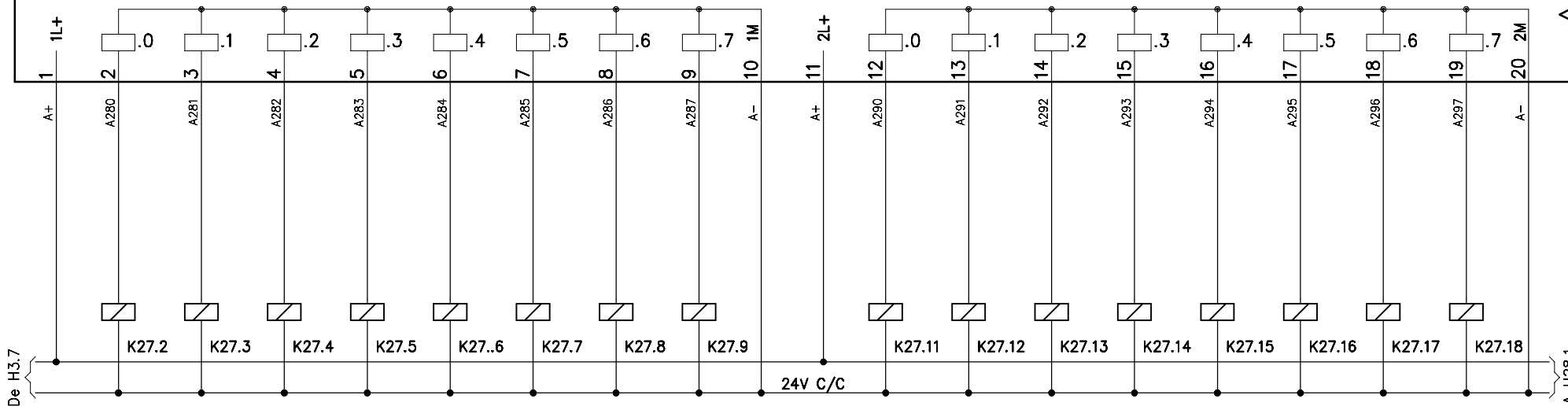
PLC 1 Rack 00 Slot 11 Ver HOJA 11

SM322 DO 32xDC24V/0.5A

6ES7 322-1BL00-0AA0

A28.

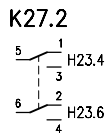
A29.



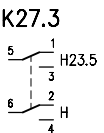
ARMARIO ELECTRICO

ELEMENTOS DE CAMPO

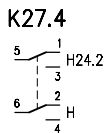
Rele Auxiliar  
Cañon Marcha  
Variador o Contactor



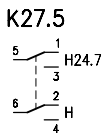
Rele Auxiliar  
Marcha Cañon



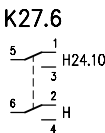
Rele Auxiliar  
Marcha Vibrador  
Tolvin



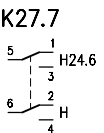
Rele Auxiliar  
Marcha Sinfin



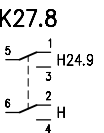
Rele Auxiliar  
Marcha Fluidificación



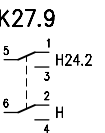
Rele Auxiliar  
Sinfin Atascado



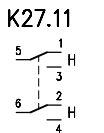
Rele Auxiliar  
Apertura Silo



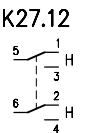
Rele Auxiliar  
Cañon en Marcha



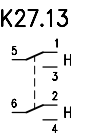
Reserva



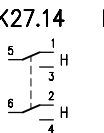
Reserva



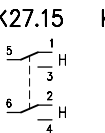
Reserva



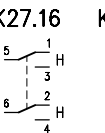
Reserva



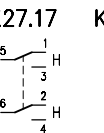
Reserva



Reserva



Reserva



Reserva

